



**Collegare il prodotto
BlueBox a Swegon INSIDE
Cloud**

Quali unità sono INSIDE Ready?

Hardware

- Ipro:
 - MIDX125A/ MIDX126A
- HMI
 - MIDX130A

Versione software

- Versione del BIOS
 - 2023032000
- Versione dell'app
 - 7*.x.x o successivo
- Versione HMI
 - 7*.*.* o successivo
- Versione web
 - 7*.*.* o successivo

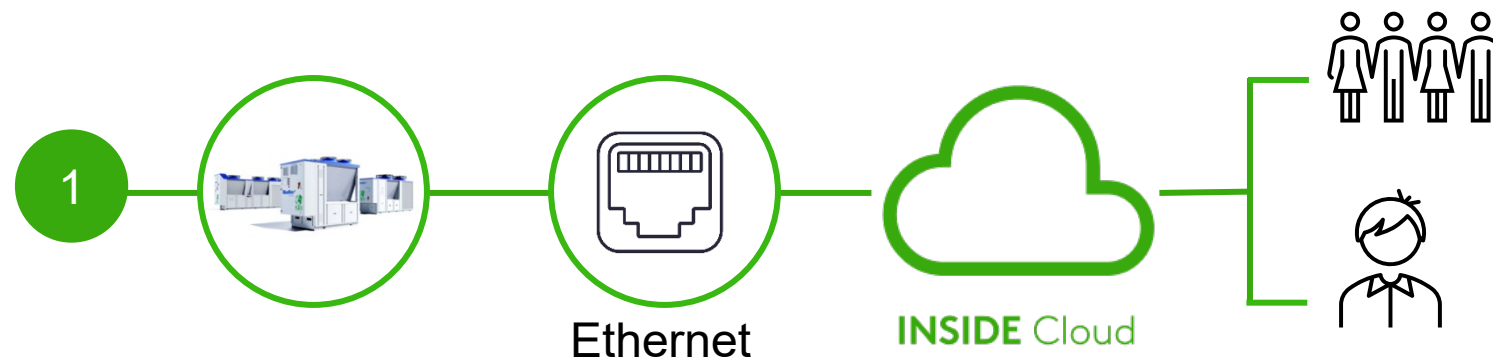


Come collegare le unità

Andare online

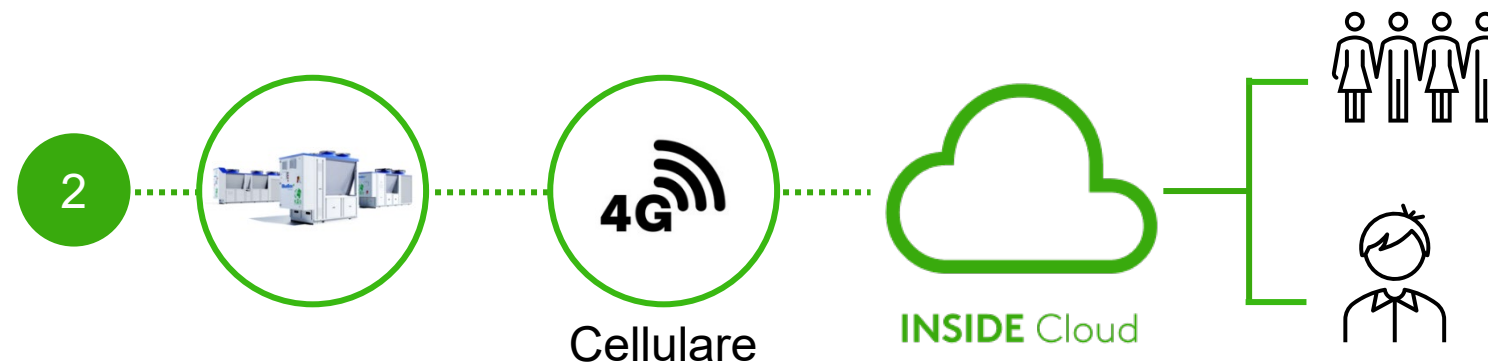
1. Connessione Ethernet

Collegare un'estremità del cavo di rete alla rete esistente della struttura e l'altra estremità del cavo all'unità.



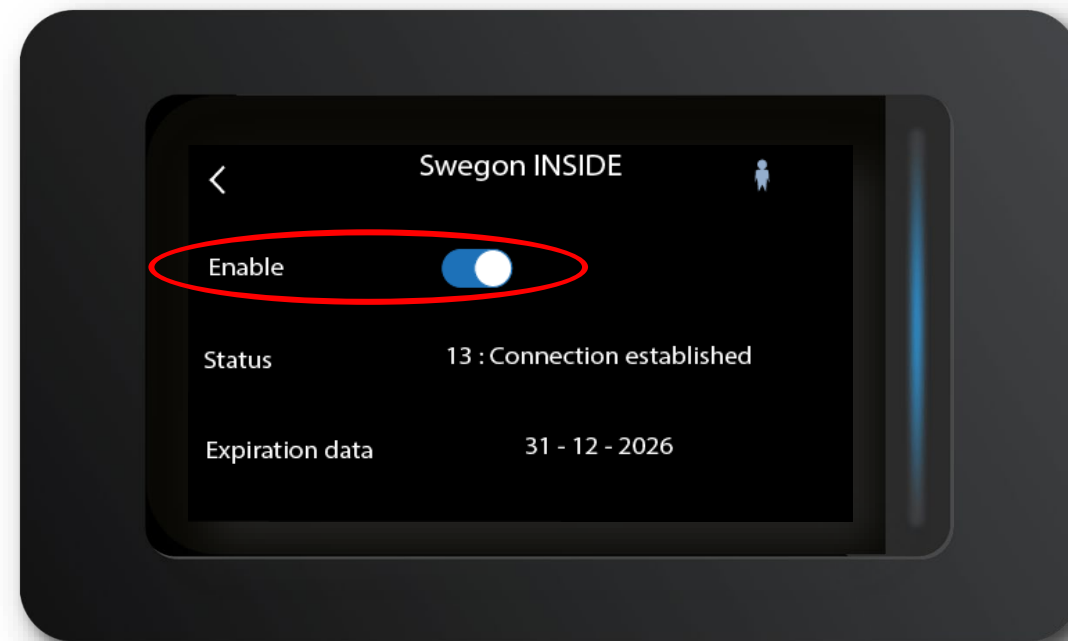
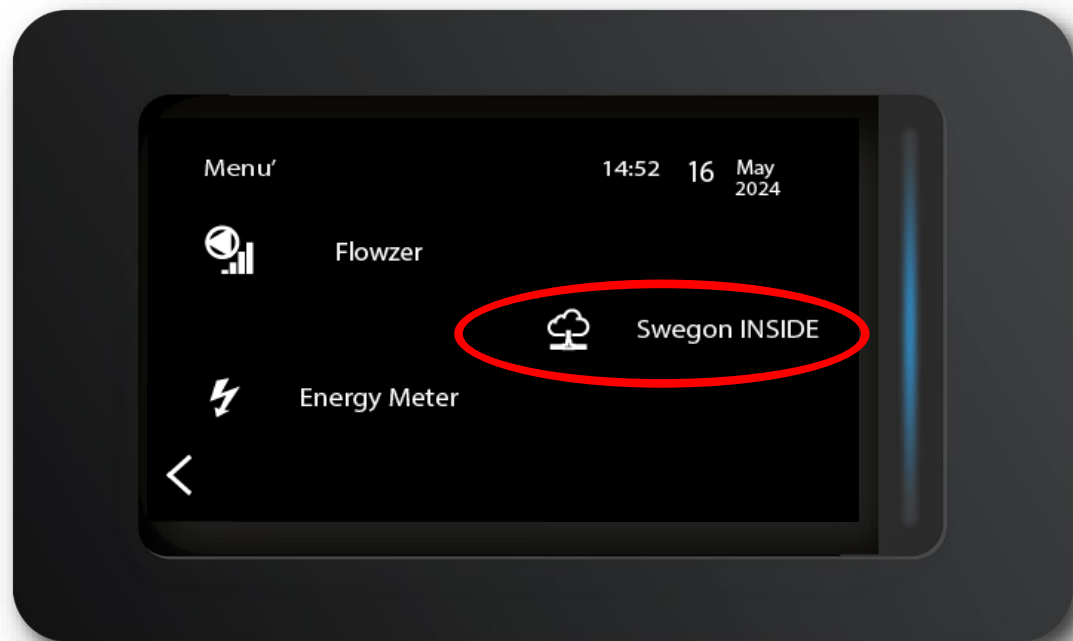
2. Connessione cellulare

Utilizzare un router 4G con scheda SIM, appositamente sviluppato per questo scopo.



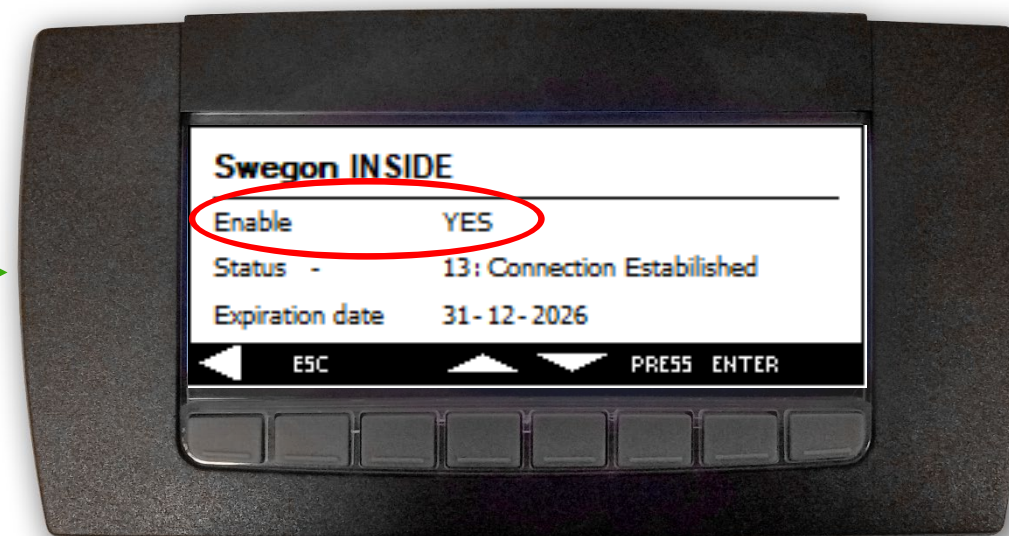
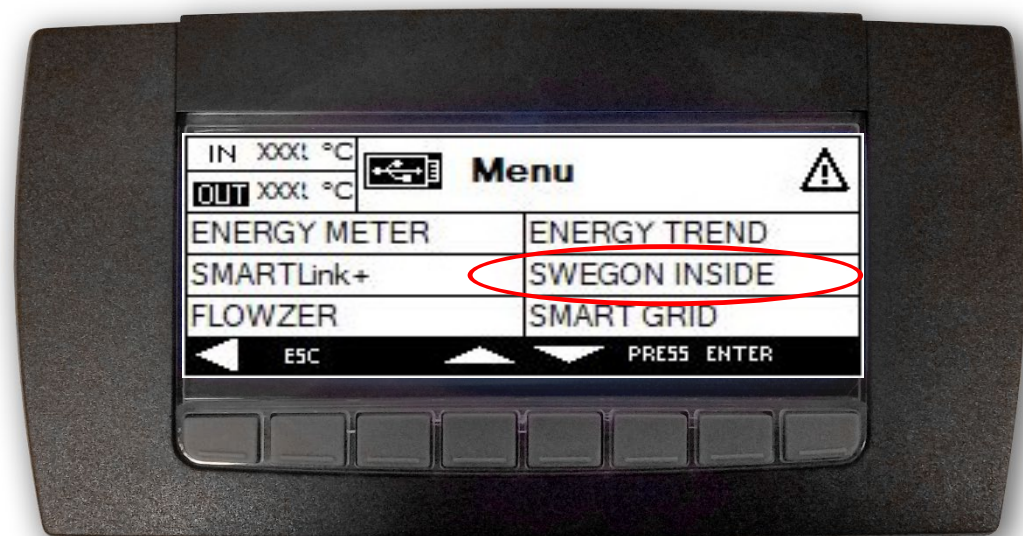
Attivare Swegon INSIDE

Alternativa 1: Da HMI touch



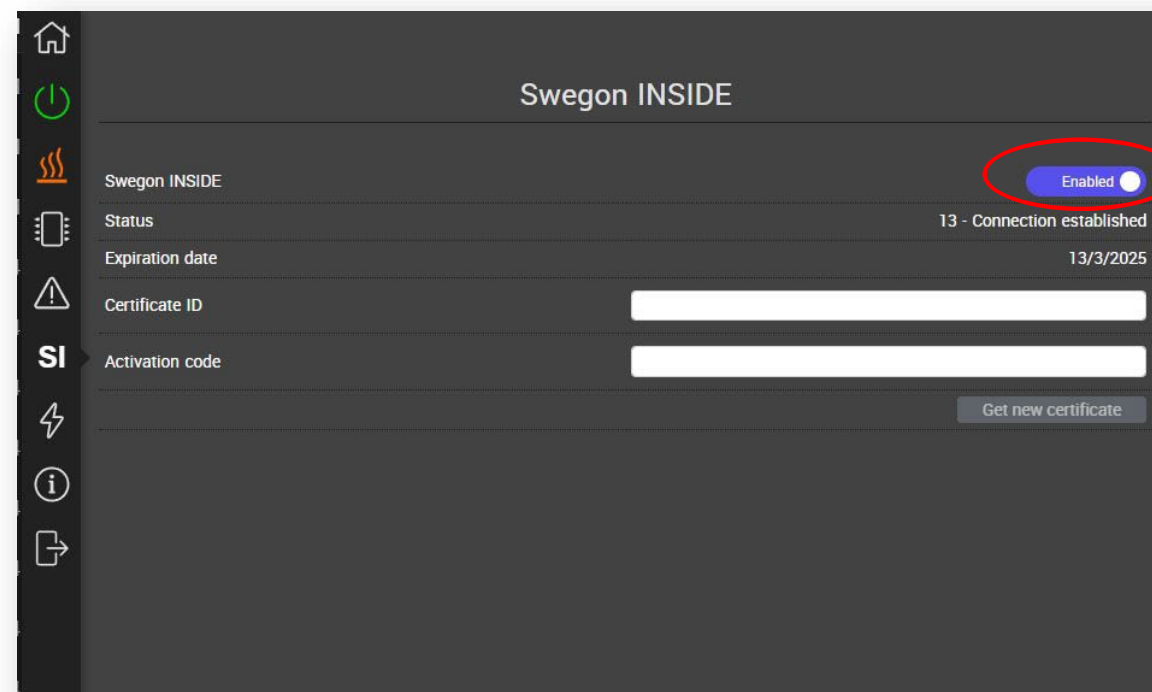
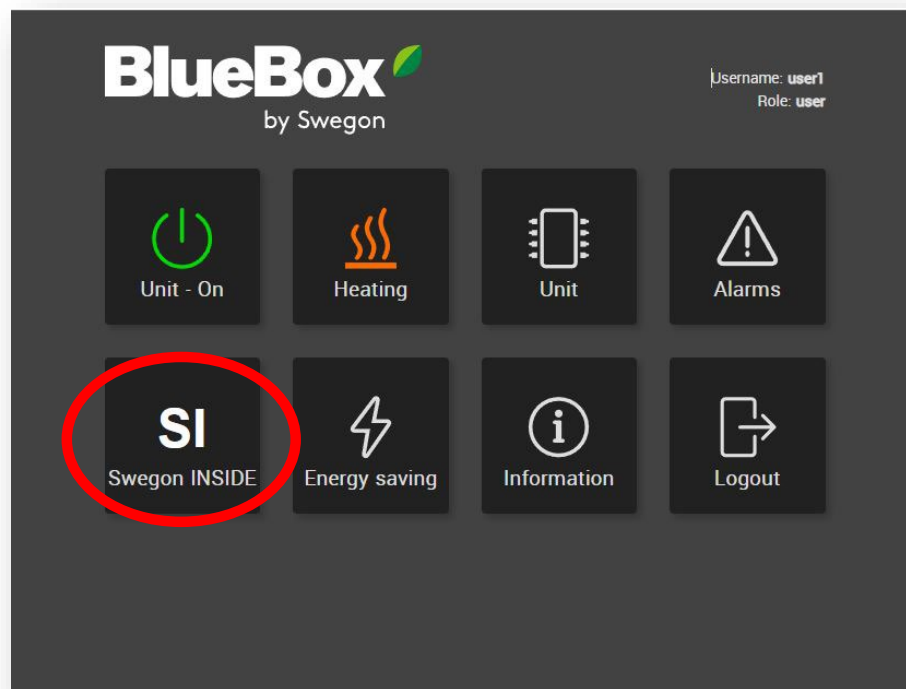
Attivare Swegon INSIDE

Alternativa 2: Da HMI semigrafico



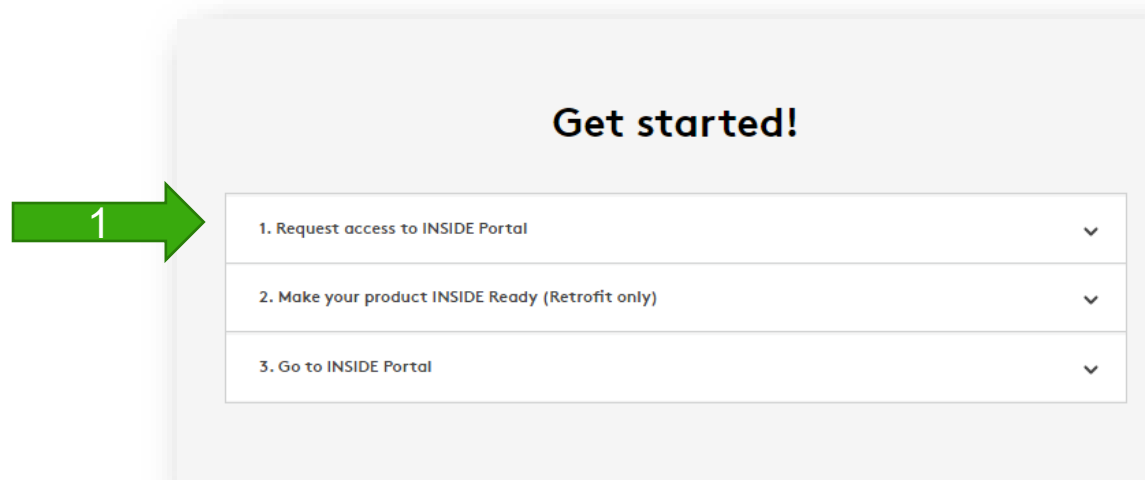
Attivare Swegon INSIDE

Alternativa 3: Dal web server



Richiesta di accesso a INSIDE Portal

- Vai alla [pagina web di Swegon](#)
 - Software → Prodotti connessi
- ① Compilare il modulo numero 1 e fare clic su Invia



The image shows the 'Request access to INSIDE Portal' form. The form is titled '1. Request access to INSIDE Portal' and includes the following fields and sections:

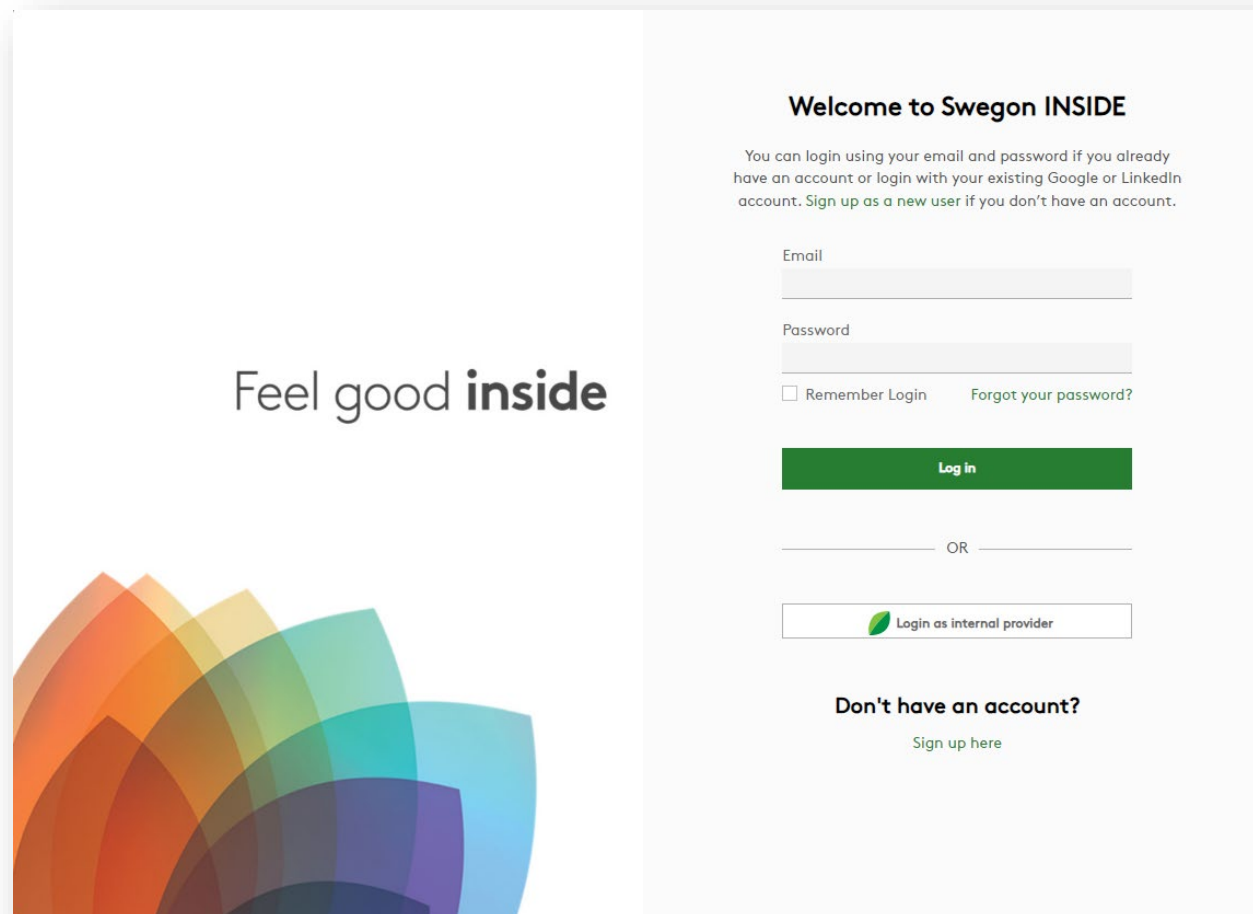
- Enter details below to request a login.**
- If you already have an account and wish to add a new product or building, please contact digitalservices@swegon.com
- Account information**
 - Email (will be used as username)*
 - First name*
 - Last name*
 - Company name*
- Building and product information**
 - Choose product* (Please Select)
 - Serial number of product*
 - Building name*
 - Building address*
 - City*
 - Country* (Please Select)
- Swegon needs the contact information you provide to contact you about the requested service. You may unsubscribe from these communications at anytime. For information on how to unsubscribe, as well as our privacy practices and commitment to protecting your privacy, check out our [Privacy Policy](#).
- protected by reCAPTCHA
- SUBMIT**

A green arrow points to the 'SUBMIT' button.

1. Accedere al INSIDE Portal

Swegon INSIDE Portal

- <https://inside.swegon.com>



The screenshot shows the Swegon INSIDE Portal login interface. On the left, there is a decorative graphic of overlapping semi-circles in various colors (orange, yellow, green, blue, purple) and the text "Feel good **inside**". On the right, the login form is titled "Welcome to Swegon INSIDE". It includes a message: "You can login using your email and password if you already have an account or login with your existing Google or LinkedIn account. Sign up as a new user if you don't have an account." Below this are input fields for "Email" and "Password". There are checkboxes for "Remember Login" and a link for "Forgot your password?". A green "Log in" button is positioned below the input fields. Below the button, there is an "OR" separator and a button labeled "Login as internal provider" with a small green leaf icon. At the bottom, there is a section titled "Don't have an account?" with a link "Sign up here".

Feel good **inside**

Welcome to Swegon INSIDE


You can login using your email and password if you already have an account or login with your existing Google or LinkedIn account. Sign up as a new user if you don't have an account.

Email
Password

Remember Login [Forgot your password?](#)

Log in

OR

 Login as internal provider

Don't have an account?
[Sign up here](#)

2. Entrare nella sezione "Buildings"

The screenshot displays the Swegon user interface for an organization. The breadcrumb trail at the top reads "Home > Organisations > Company Name". A "GO BACK" button is on the left, and an "EDIT ORGANISATION" button is on the right. The main heading is "Company Name".

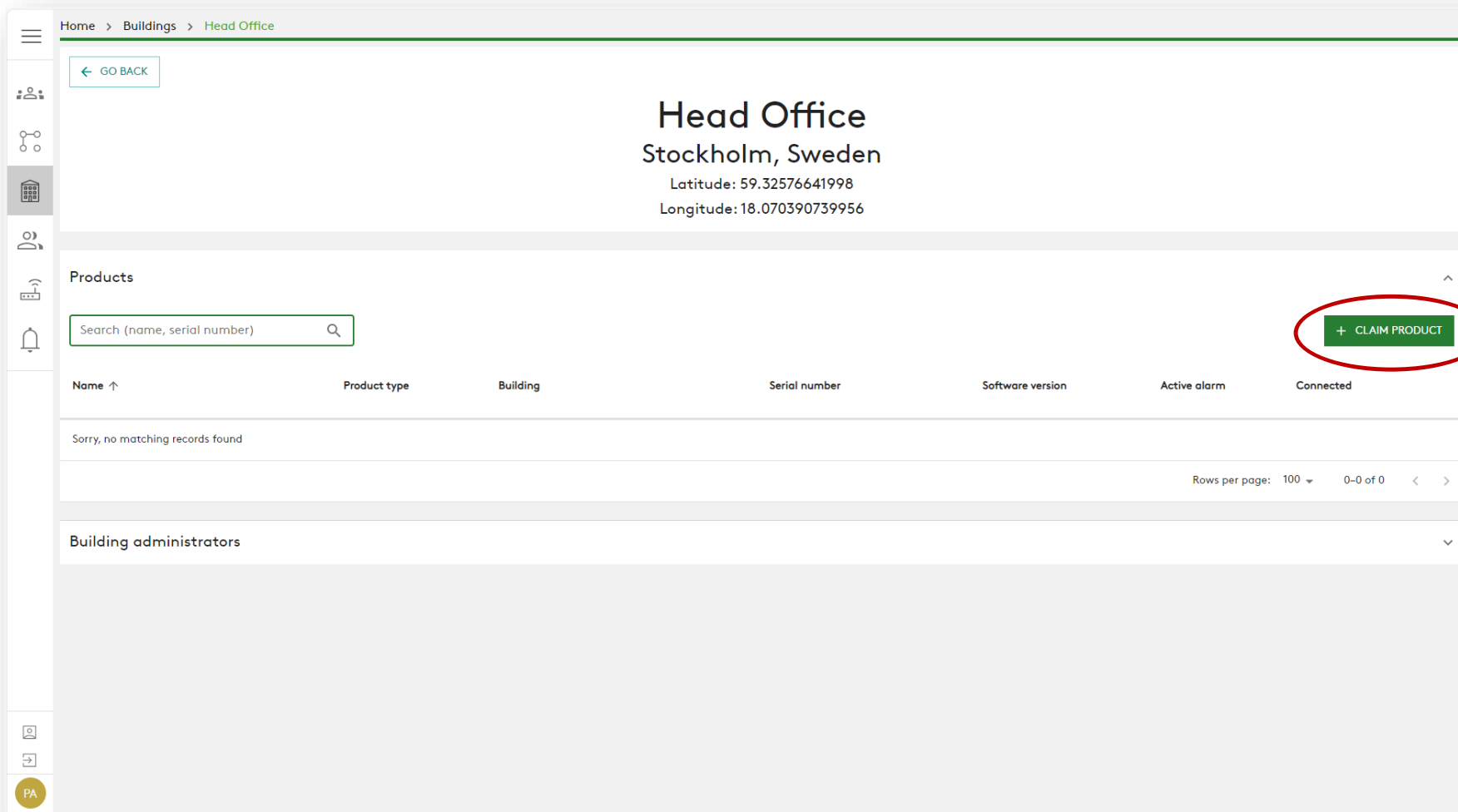
The "Buildings" section is highlighted with a red circle. It contains a search bar labeled "Search for building name" with a magnifying glass icon. Below the search bar is a table with the following data:

Name	City	Country	Number of products	Role
Head Office	Stockholm	Sweden	0	Organisation Admin

The "Head Office" entry is also highlighted with a red circle. At the bottom of the table, it says "Rows per page: 100" and "1-1 of 1". Below the table are two expandable sections: "Organisation administrators" and "App users".

At the bottom left, there is a user profile icon with the initials "PA".

3. Fare clic su "CLAIM PRODUCT".



Home > Buildings > Head Office

[← GO BACK](#)

Head Office

Stockholm, Sweden
Latitude: 59.32576641998
Longitude: 18.070390739956

Products

Search (name, serial number)

Name ↑	Product type	Building	Serial number	Software version	Active alarm	Connected
Sorry, no matching records found						

Rows per page: 100 ▾ 0-0 of 0 < >

Building administrators

PA

The screenshot shows a web interface for a building management system. The main content area displays the 'Head Office' information, including location and coordinates. Below this is a 'Products' section with a search bar and a table. The table is currently empty, displaying a message 'Sorry, no matching records found'. A green button labeled '+ CLAIM PRODUCT' is circled in red in the top right corner of the products section. The interface includes a sidebar with navigation icons and a top navigation bar with a breadcrumb trail.

4. Inserire il numero di serie del prodotto e premere "SUBMIT" per confermare. Facendo clic al di fuori della casella di testo, è possibile aggiungere altri numeri di serie nello stesso modo.

The screenshot displays the Swegon web interface for a building named 'Head Office' in Stockholm, Sweden. The interface includes a navigation menu on the left, a breadcrumb trail (Home > Buildings > Head Office), and a 'GO BACK' button. The main content area shows the building name, location, and coordinates. Below this, there is a 'Products' section with a search bar and a table. A modal dialog box titled 'Claim product(s)' is open, containing a text input field for the serial number, a 'SUBMIT' button, and a '+ CLAIM PRODUCT' button. The dialog box also includes instructions on how to find the serial number on the product's internal website.

Home > Buildings > Head Office

← GO BACK

Head Office

Stockholm, Sweden

Latitude: 59.32576641998
Longitude: 18.070390739956

Products

Search (name, serial number) 🔍

Name ↑	Product type	Software version	Active alarm	Connected
Sorry, no matching records found				

Building administrators

Claim product(s)

Once you have activated INSIDE on your INSIDE Ready product, you can claim the product to connect it to your building and start benefiting from our digital services.

The serial number can be found on the product's internal website under the 'Communication' tab

✓ SUBMIT

+ CLAIM PRODUCT

Rows per page: 100 ▾ 0-0 of 0 < >

5. Prima di fare clic su Invia, è necessario assegnare un nome ai dispositivi. Quindi premere Invia.

Se il prodotto è già collegato a INSIDE Cloud, è necessario inserire l'indirizzo MAC del prodotto per richiederlo.

The screenshot displays the Swegon INSIDE Cloud interface for a building named 'Head Office' in 'Stockholm, Sweden'. A modal dialog titled 'Claim product(s)' is open, providing instructions on how to claim a product. The dialog shows two serial numbers: '1111111111' and '1122112211', each with a delete icon. Below the serial numbers, there is a table with columns for 'Serial number(s)', 'Name', and 'Product type'. The first row shows '1111111111' and 'GOLD', with a text input field containing 'name *' circled in red. The second row shows '1122112211' and 'GOLD', with a text input field containing 'name *'. A 'SUBMIT' button is at the bottom of the dialog. The background interface shows a 'Products' section with a search bar and a table with columns for 'Name', 'Product type', 'Software version', 'Active alarm', and 'Connected'. A '+ CLAIM PRODUCT' button is visible in the top right of the background interface.

6. Ora i prodotti sono stati configurati con successo.

The screenshot displays the Swegon web interface for the 'Head Office' building. The breadcrumb navigation shows 'Home > Buildings > Head Office'. A 'GO BACK' button is visible. The main heading is 'Head Office, Stockholm, Sweden', with coordinates: Latitude: 59.32576641998 and Longitude: 18.070390739956.

The 'Products' section features a search bar labeled 'Search (name, serial number)' and a '+ CLAIM PRODUCT' button. Below is a table with the following data:

Name ↑	Product type	Building	Serial number	Software version	Active alarm	Connected
GOLD1	GOLD	Head Office	111111111			●
GOLD2	GOLD	Head Office	112211221			●

At the bottom of the table, it shows 'Rows per page: 100' and '1-2 of 2' with navigation arrows. Below the table is a section for 'Building administrators'.

The left sidebar contains navigation icons for Home, Buildings, and a 'PA' button at the bottom.

7. Se i prodotti sono scollegati (come mostrato di seguito), è necessario verificare che Swegon INSIDE sia attivato sul prodotto e che le impostazioni di rete siano configurate correttamente.

The screenshot displays the Swegon INSIDE web interface for a building named 'Head Office' in Stockholm, Sweden. The interface includes a navigation menu on the left, a breadcrumb trail (Home > Buildings > Head Office), and a 'GO BACK' button. The main content area shows the building name and location, followed by a 'Products' section with a search bar and a '+ CLAIM PRODUCT' button. A table lists two products, both of which are disconnected, as indicated by red dots in the 'Connected' column. The table has columns for Name, Product type, Building, Serial number, Software version, Active alarm, and Connected. Below the table, there is a 'Building administrators' section and a pagination indicator showing 'Rows per page: 100' and '1-2 of 2'.

Home > Buildings > Head Office

← GO BACK

Head Office

Stockholm, Sweden
Latitude: 59.32576641998
Longitude: 18.070390739956

Products

Search (name, serial number)

+ CLAIM PRODUCT

Name ↑	Product type	Building	Serial number	Software version	Active alarm	Connected
GOLD1	GOLD	Head Office	111111111			●
GOLD2	GOLD	Head Office	112211221			●

Rows per page: 100 1-2 of 2 < >

Building administrators

PA

8. Quando i prodotti sono collegati e condividono i dati con INSIDE Cloud, i punti si illuminano di verde.

Home > Buildings > Head Office

← GO BACK

Head Office

Stockholm, Sweden

Latitude: 59.32576641998
Longitude: 18.070390739956

Products

Search (name, serial number) 🔍

+ CLAIM PRODUCT

Name ↑	Product type	Building	Serial number	Software version	Active alarm	Connected
GOLD1	GOLD	Head Office	111111111			●
GOLD2	GOLD	Head Office	112211221			●

Rows per page: 100 ▾ 1-2 of 2 < >

Building administrators

PA

INSIDE Portal

La connessione delle unità al cloud Swegon INSIDE consente il monitoraggio remoto e i servizi digitali.


INSIDE Portal

- L'hub per tutti i prodotti Swegon collegati.

Il portale INSIDE consente di:

- Monitorare i parametri chiave
 - Stato della temperatura di ingresso/uscita, setpoint, stato dell'unità, ecc.
 - Allarmi attivi
- Ottenere informazioni di alto livello sulle prestazioni dell'unità
- Sottoscrivere le notifiche di allarme delle unità collegate direttamente alla propria e-mail
- Attivare facilmente i servizi aggiuntivi che possono aumentare l'efficienza del vostro sistema.
- Invitare gli utenti del portale a condividere le informazioni e a delegare il livello di accesso.

Il portale INSIDE è gratuito



INSIDE Portal – notifiche degli allarmi

E' possibile configurare le notifiche di allarme via e-mail dalle unità collegate

Home > Alarm subscriptions

My alarm subscriptions

Search for any keyword

DELETE SELECTED EDIT SELECTED + ADD ALARM SUBSCRIPTION

<input type="checkbox"/>	Product name	Notify at (severity)	Building name	City	Country	Product type	Organisation
<input type="checkbox"/>	Kv Målet 1, Umeå	A B	Swegon Umeå	Umeå	Sweden	SuperWISE	Swegon
<input type="checkbox"/>	Åbyhøj GOLD	A B	Swegon Åbyhøj	Åbyhøj	Denmark	GOLD	Swegon Denmark
<input type="checkbox"/>	Zeta Sky Hi R7 (R32)	A	Swegon Cantarana	Cantarana	Italy	BlueBox Chiller/Heatpump	Swegon
<input type="checkbox"/>	Titan Sky Hi R0 HP	A	Swegon Cantarana	Cantarana	Italy	BlueBox Chiller/Heatpump	Swegon
<input type="checkbox"/>	GEYSER Sky R0 (R290)	A	Swegon Cantarana	Cantarana	Italy	BlueBox Chiller/Heatpump	Swegon
<input type="checkbox"/>	Epsilon Sky Hi	A	Swegon Cantarana	Cantarana	Italy	BlueBox Epsilon SKY	Swegon
<input type="checkbox"/>	Boställsvägen 1 Örebro	A B I	Swegon Örebro	Örebro	Sweden	SuperWISE	Swegon
<input type="checkbox"/>	SWEGON BUREAU	A B I	Swegon France Lyon	Lyon	France	SuperWISE	Swegon
<input type="checkbox"/>	Zeta Rev	A	Swegon Cantarana	Cantarana	Italy	BlueBox Chiller/Heatpump	Swegon
<input type="checkbox"/>	TA/FA 73	A B I	Swegon Kvänum	Kvänum	Sweden	GOLD	Swegon
<input type="checkbox"/>	OPEN SPACE	A	Swegon Cantarana	Cantarana	Italy	GOLD	Swegon

PA

INSIDE Portal – notifiche degli allarmi

Selezionare gli allarmi di cui si desidera ricevere notifica via e-mail

The screenshot shows the 'Add alarm subscriptions' dialog box in the Swegon INSIDE Portal. The dialog contains a table with the following columns: Product name, Notify at (severity), Building name, City, Country, Product type, and Organisation. The 'Notify at (severity)' column has four radio buttons labeled A, B, I, and T. The background shows a sidebar with navigation icons and a list of alarm subscriptions.

Product name	Notify at (severity)	Building name	City	Country	Product type	Organisation
Zeta Sky Hi R7 (R32)	A					
Titan Sky Hi R0 HP	A					
GEYSER Sky R0 (R290)	A					
Epsilon Sky Hi	A					
Zeta Rev	A					
OPEN SPACE	A					
Boställsvägen 1 Örebro	A	Swegon Örebro	Örebro	Sweden	SuperWISE	Swegon
SWEGON BUREAU	A	Swegon France Lyon	Lyon	France	SuperWISE	Swegon
TA/FA 73	A	Swegon Kvänum	Kvänum	Sweden	GOLD	Swegon
Äbyhøj GOLD	A	Swegon Äbyhøj	Äbyhøj	Denmark	GOLD	Swegon Denmark
Kv Målet 1, Umeå	A	Swegon Umeå	Umeå	Sweden	SuperWISE	Swegon
TA 12	A	Swegon Gothenburg	Gothenburg	Sweden	GOLD	Swegon
GOLD 2005646491	A	Swegon Sundsvall	Sundsvall	Sweden	GOLD	Swegon
Swegon - Brändby	A	Swegon Brändby	Brändby	Denmark	SuperWISE	Swegon Denmark
Swegon Malmö	A	Swegon Malmö	Malmö	Sweden	SuperWISE	Swegon
Swegon Göteborg	A	Swegon Gothenburg	Gothenburg	Sweden	SuperWISE	Swegon
LB03 Luleå	A	Swegon Luleå	Luleå	Sweden	GOLD	Swegon
GOLD Umeå	A	Swegon Umeå	Umeå	Sweden	GOLD	Swegon
Norrkänska kontor	A	Swegon Norrköping	Norrköping	Sweden	SuperWISE	Swegon

INSIDE Portal: Panoramica delle unità collegate



Home > Buildings

Buildings

Search for building name

Name	City	Country	Number of products	Role
Swegon Åbyhøj	Åbyhøj	Denmark	1	Organisation Admin
Swegon Borås	Borås	Sweden	2	Organisation Admin
Swegon Brøndby	Brøndby	Denmark	2	Organisation Admin
Swegon Cantarana	Cantarana	Italy	6	Organisation Admin
Swegon France Lyon	Lyon	France	2	Organisation Admin
Swegon Gembloux	Gembloux	Belgium	1	Organisation Admin
Swegon Gothenburg	Gothenburg	Sweden	4	Organisation Admin
Swegon Kvänum	Kvänum	Sweden	4	Organisation Admin
Swegon Kvänum Testcenter	Kvänum	Sweden	2	Organisation Admin
Swegon Luleå	Luleå	Sweden	2	Organisation Admin
Swegon Malmö	Malmö	Sweden	1	Organisation Admin
Swegon Norrköping	Norrköping	Sweden	1	Organisation Admin
Swegon Örebro	Örebro	Sweden	1	Organisation Admin
Swegon Stockholm	Stockholm	Sweden	1	Organisation Admin
Swegon Sundsvall	Sundsvall	Sweden	1	Organisation Admin
Swegon Tomelilla	Tomelilla	Sweden	1	Organisation Admin
Swegon Umeå	Umeå	Sweden	2	Organisation Admin

Rows per page: 100 1-17 of 17

PA

Panoramica completa di tutti gli edifici della vostra organizzazione

- Nome dell'edificio
- Posizione dell'edificio
- Numero di prodotti

INSIDE Portal: Panoramica delle unità collegate



Home > Buildings > Swegon Cantarana

← GO BACK

Swegon Cantarana

Cantarana, Italy
Latitude: 45.1993380911563
Longitude: 12.094361755745242

Products

+ CLAIM PRODUCT

Name ↑	Product type ▼	Building	Serial number	Software version	Active alarm	Connected
Epsilon Sky Hi	BlueBox Epsilon SKY	Swegon Cantarana	SB*****	61.1.3		
GEYSER Sky R0 (R290)	BlueBox Chiller/Heatpump	Swegon Cantarana	SB*****	701.138.129.4		
OPEN SPACE	GOLD	Swegon Cantarana	2005*****	2.43		
Titan Sky Hi R0 HP	BlueBox Chiller/Heatpump	Swegon Cantarana	SB*****	701.140.130.9		
Zeta Rev	BlueBox Chiller/Heatpump	Swegon Cantarana	SB*****	701.140.130.9		
Zeta Sky Hi R7 (R32)	BlueBox Chiller/Heatpump	Swegon Cantarana	SB*****			

Rows per page: 100 ▼ 1-6 of 6 < >

Building administrators ▼

Active alarms ▼

PA

Panoramica completa dei prodotti Swegon in ogni edificio

- Posizione
- Versione software
- Allarmi attivi
- Stato della connettività

INSIDE Portal: Monitoraggio delle prestazioni



Information ^

Last update: 3 min(s) ago

Device type	6.1	Temperature
Device model	Air/Water Unit	<input checked="" type="radio"/> °C
User inlet	58.0 °C	<input type="radio"/> °F
User outlet	58.1 °C	
Outdoor temperature	18.8 °C	
Unit status	Heating	
Real setpoint	60.0 °C	
Alarm	No alarm	
Cooling mode setpoint	7.0 °C	
Heating mode setpoint	60.0 °C	
Domestic hot water setpoint	-	

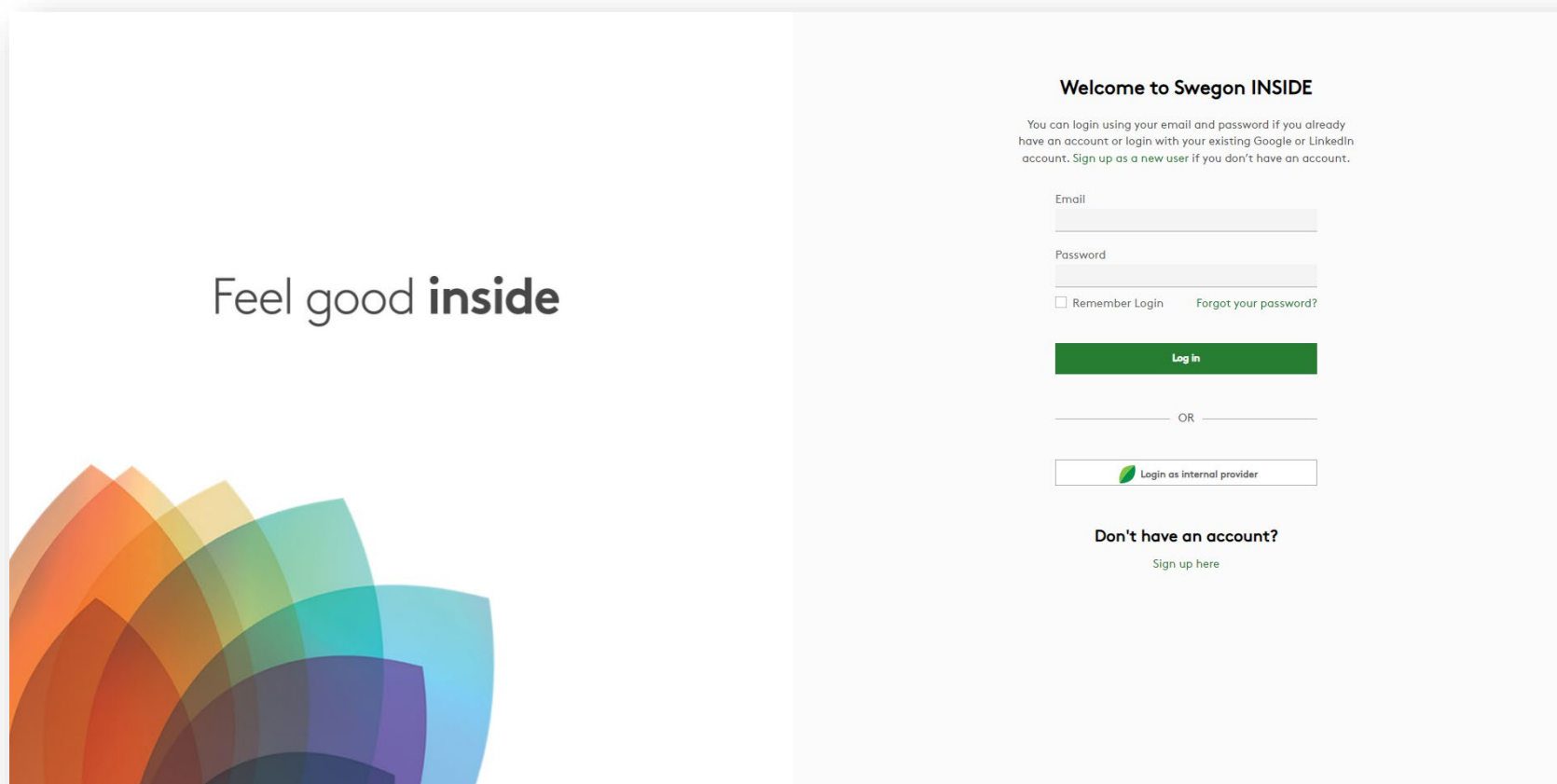
Active alarms ^

Informazioni dettagliate sugli allarmi attivi

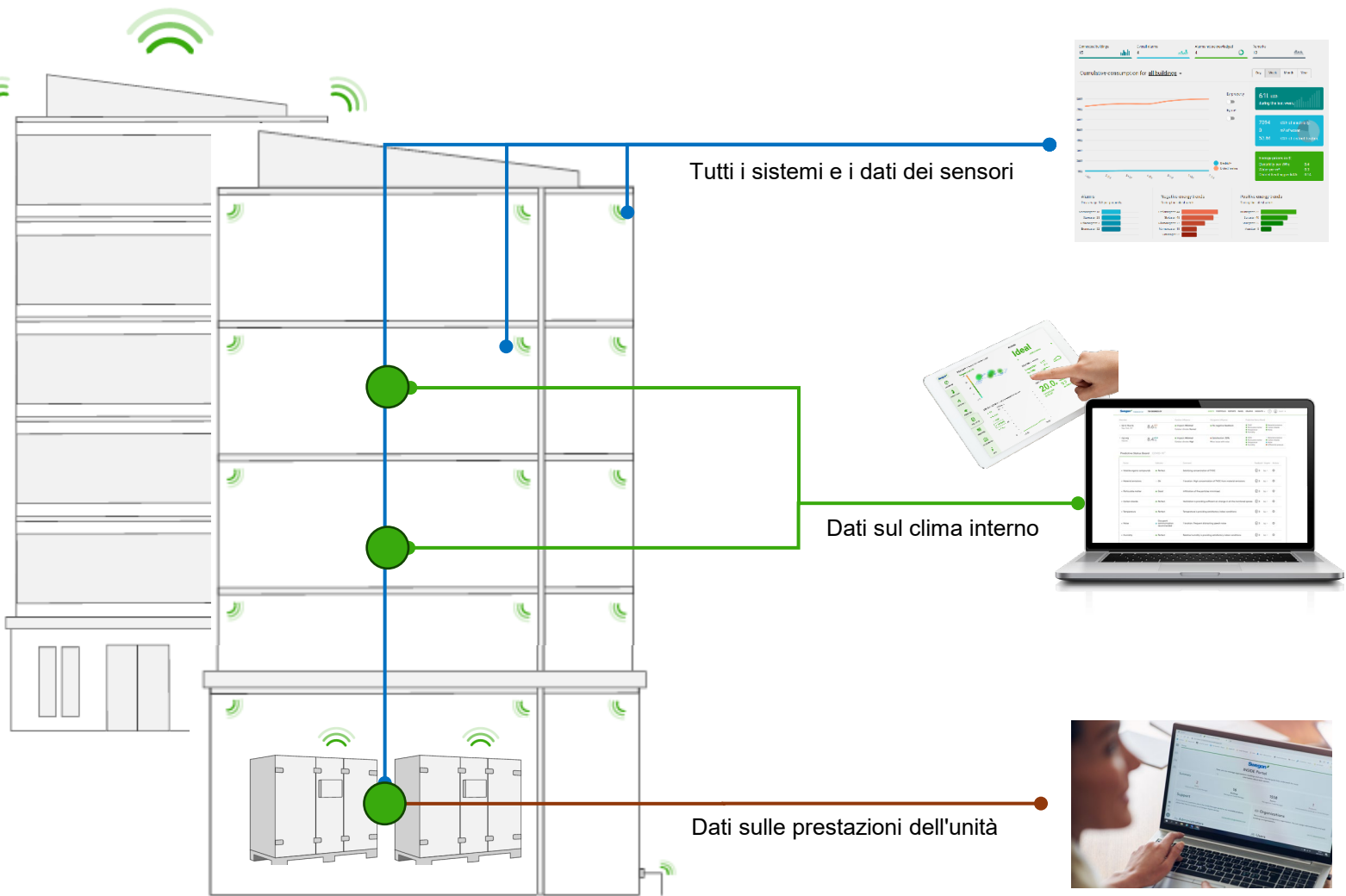
Name	Category	Description	Raised at ↓
AL203		Evaporation low pressure circ. 1	2024-06-04 13:50

INSIDE Portal: Accesso

Accedere al portale INSIDE: <https://inside.swegon.com/>



Servizi digitali



INSIDE Director

Combinazione di funzionalità BMS e EMS per un parco edifici completo.

INSIDE Analytics & Visualiser

Analisi e visualizzazione del clima interno.

INSIDE Portal

Monitoraggio a distanza dei parametri chiave delle unità, degli allarmi attivi e del consumo energetico.

Swegon 





Feel good **inside**