

Installation Instructions for the TCBP Air Bypass Section, Version F GOLD/SILVER C, sizes 004-080

1. General

The TCBP air bypass section is an extra unit section with an opening for duct connection on its upper side or inspection side/rear side.

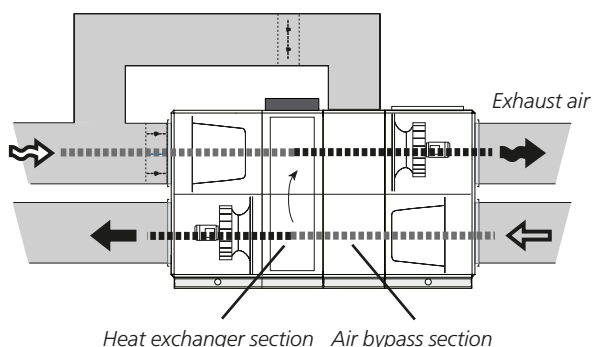
The bypass section is available for GOLD/SILVER C RX/PX size 011-080. The bypass section is also available for GOLD/SILVER C RX/PX size 004-008 in split version.

The air bypass section is used when you want the extract air to bypass the heat exchanger and filter, e.g. as a component in a system for smoke extraction. See the example.

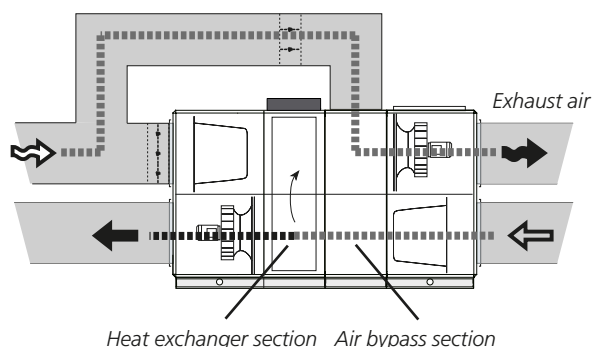


GOLD RX

Normal operation.

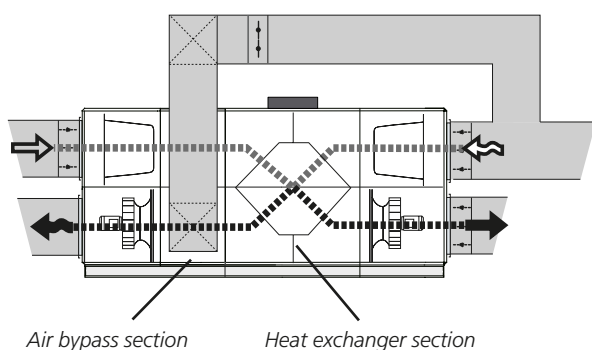


The extract air bypasses the heat exchanger and filter

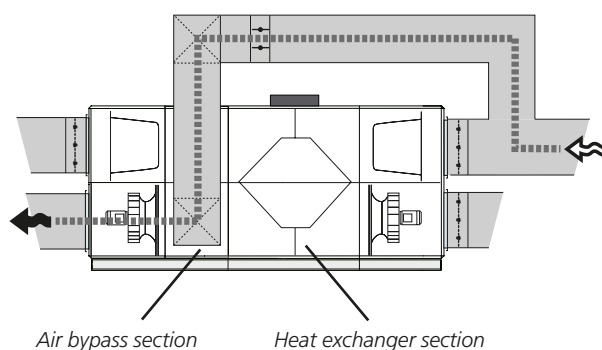


GOLD RX/PX

Normal operation.



The extract air is rerouted to bypass the heat exchanger and filter



2. Installation

1. The air bypass section should be located between the heat exchanger section of the GOLD/SILVER C unit and the unit section containing the extract air fan and the supply air filter. See the example on the preceding page.

The air bypass section is always supplied already fitted together with at least one other unit section. If it becomes necessary to split/fit together unit sections, see the relevant installation instructions for the GOLD/SILVER C.

2. GOLD: If necessary, connect the supplied cable for the extract air fan's power supply with quick-fit connectors between the unit sections.

3. GOLD: If necessary, connect the supplied communication cable for the pressure sensor and the control circuit card with quick-fit connectors between the unit sections.